

# ELBA OVAL WIFI

## ELECTRIC TOWEL RAIL WITH THERMAL FLUID

- High-quality ST12 steel body
- Optimum Flux tech: glycol/water high heat transfer thermal fluid
- Wall-mounted with easy installation: includes wall brackets, template & manual
- Touch control panel with TFT display
- Integrated WiFi (compatible with 2.4 GHz) and smartphone control
- Control temperature, cost & consumption 24/7 from the Rointe Connect app
- Compatible with Amazon Alexa & Google Assistant
- Energy-saving functions: Open Windows, Hotel & User mode
- Boost function: 15, 30, 45, 60, 90 or 120 minutes at maximum power
- Works with renewable energy sources like solar/PV for sustainable heating
- Guarantee: 10 years body | 3 years electronics



MODEL		TELWI50*077	TELWI50*112	TELWI50*150	TELWI50*172
<b>TECHNICAL CHARACTERISTICS</b>					
Number of tubes		12	19	26	34
Nominal Power (W)	White/Black <sup>1</sup>	300	500	750 (White only)	1,000 (White only)
	Chrome	300	300	500	750
Voltage (V)		220-240	220-240	220-240	220-240
Frequency (Hz)		50	50	50	50
Current (A)	White/Black <sup>1</sup>	1.3	2.2	3.3 (White only)	4.4 (White only)
	Chrome	1.3	1.3	2.2	3.3
Finishes		White RAL 9016 / Black RAL 9005 (only available in 300W and 500W) / Chrome			
<b>DIMENSIONS</b>					
Height (mm)		865	1,215	1,595	1,815
Width (mm)		500	500	500	500
Depth (mm)		30	30	30	30
Installed Depth (mm)		100	100	100	100
Weight (kg)		7.4	11.6	14.6	18.1
Heats Room Size (m <sup>2</sup> )		up to 3	up to 5	up to 7.5	up to 10
<b>DIAGRAM</b>					
<b>MATERIALS</b>					
Body		Steel ST12			
Control Panel / End Casing		Fire-proof PC/ABS (non yellowing)			
Interior		High heat transfer thermal fluid			
Heating Technology		Optimum Flux			
<b>ELECTRONICS</b>					
Battery		Supercap (up to 7 days of programming storage)			
Electronic Components		SMD			
Energy Control Element		Relay			
Temperature Sensor		NTC High Precision ± 0.1°C			
Cable Length		1.4 m			
Plug		Not included			

# ELBA OVAL WIFI

ELECTRIC TOWEL RAIL WITH THERMAL FLUID

MODEL	TELWI50*077	TELWI50*112	TELWI50*150	TELWI50*172
<b>SAFETY</b>				
Safety Thermostat & Overheat Detection			✓	
IP Rating			IP44	
Protection Grade			Class II	
<b>TEMPERATURE</b>				
Manual Adjust Temperature			7°C, 15°C, 18°C, 21°C, 24°C, 27°C, 30°C	
Temperature modes			Off, Anti-Frost, Eco, Comfort	
Anti-Frost Temperature			7°C	
Eco Range Temperature			15 to 18°C	
Comfort Range Temperature			21 to 30°C	
Ambient Temperature Stability			-	
<b>ENERGY SAVING TECHNOLOGIES &amp; FUNCTIONS</b>				
Energy Control Technology			-	
Programming			24/7 (only via heating app control)	
Preset Heating Programs			4 (only via heating app control)	
Adaptive Start			✓ (only via heating app control)	
Open Windows			✓ (only via heating app control)	
User mode			✓ (only via heating app control)	
Hotel mode			✓ (only via heating app control)	
Pilot Wire			Only when specifically ordered	
Programming modes			Manual/Automatic (only via heating app control)	
Consumption Indicator			-	
<b>CONTROLS &amp; INTERFACE</b>				
Operation Via Rointe Heating App			✓	
Operation Via Remote Control			-	
Operation Via Control Panel			✓	
Screen			LED with 7 indicators	
Interactive Menus			-	
Control Panel Lock			Via control panel	
Remote Control Lock			Via heating app control	
Keypad			Touch Control (4 Buttons)	
<b>WIFI CONTROL &amp; TECHNOLOGIES</b>				
Built-In WiFi (2.4 GHz)			✓	
WiFi Direct <sup>2</sup>			✓	
Rointe Heating App Control			✓	
Rointe Heating App Platforms			Android, iOS and Web	
Works with Amazon Alexa & Google Assistant			✓	
Control by Geolocation			✓	
True Real Power Consumption meter			✓	
Cost & Consumption control			✓	
Customisable Screen Colour			-	
Comfort Index <sup>3</sup>			✓	
AIH System <sup>3</sup>			✓	
<b>INSTALLATION</b>				
Mounting			Wall	
Direction			Vertical	
Supplied With			Cable, Installation Kit (template, brackets, screws), User Manual	
<b>PACKAGING INFORMATION</b>				
Height (mm)	950	1,300	1,680	1,900
Width (mm)	550	550	550	550
Depth (mm)	100	100	100	100
Gross Weight (kg)	9.0	13.8	17.1	21.0

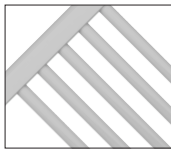
# ELBA OVAL WIFI

ELECTRIC TOWEL RAIL WITH THERMAL FLUID


MODEL	TELWI50*077	TELWI50*112	TELWI50*150	TELWI50*172
<b>GUARANTEE</b>				
Steel Body Guarantee			10 years	
Electronic Components Guarantee			3 years	
<b>APPROVALS, CERTIFICATIONS &amp; CONFORMITIES</b>				
CE			✓	
UKCA			✓	
NF			-	
RoHS			✓	
ERP Ready - LOT20			✓	
ETIM Class			EC003624	
<b>COMPATIBLE ACCESSORIES</b>				
Racks			✓	
Hooks/Hangers			✓	
Remote Control (Infrared)			-	

1) Black RAL 9005 only available in 300W and 500W (865 mm and 1,215 mm height). 2) Compatible with 2.4 GHz. No need for gateways or other connections. 3) Available from Q3/Q4 2023.

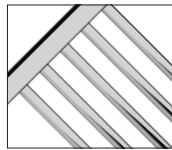
Available  
Finishes/Colours



White RAL 9016



Black RAL 9005



Chrome

