

handmade terracotta
treatments

 **Alteret**
cerámicas

HANDMADE TERRACOTTA TREATMENT APPLICATIONS

OUTDOOR



1. PRE-SEAL (Hidrofugo)
(OPTIONAL)



2. TREATMENT
(OPTIONAL)



Matt



W68

INDOOR



1. PRE-SEAL (Hidrofugo)
(OPTIONAL)



2. TREATMENT
(REQUIRED)



Satin

W68 +

SATIN WAX

Matt

W68 +

MATT WAX



Matt:

MORA

MATE

Gloss:

MORA

BRILLO



BASIC INFORMATION

Alteret Cerámicas tiles are served untreated, the treatment is always applied after the completion of the work. Applying the treatment after the work has its benefits, since when it is carried out after grouting the pieces, it also protects the joint, preventing the different stains from penetrating through it into the terracotta pieces.

Our handmade terracotta ceramic products are shown in picture 2.0. They are sold without any treatment applied. The Natural, Washed and Antic finishes have the same colour but a different textured finish, while the Vulcano and Grey are made with different clays.

Image 1.0. Untreated pieces of 15x30x2,2 cm (Natural finish).

The main difference between **Natural**, **Lavada** and **Antic** is not in the colour or tone of the tiles, which is the same, but in their surface finish and texture.

- **Natural** is the most common and smooth finish of our handmade tiles.
- The **Lavada** finish is made with the most pronounced marking of the tiles by the hands of the craftsman, a traditional finish characteristic of Alicante (Spain).
- The **Antic** is a finish that undergoes an aging process by which the piece and the edges acquire a certain softening, simulating the passage of time. This Antic finish is usually placed on projects on the back face of the tiles, which has more natural imperfections that accentuate its vintage character.

UNTREATED HANDMADE TERRACOTTA FINISHES



NATURAL



LAVADA



ANTIC



VULCANO



GREY

Image 2.1. Handmade Terracotta finishes without treatment.

HANDMADE TERRACOTTA FINISHES TREATED WITH ACT02-AAM MATT (WATER-BASED TREATMENT)



NATURAL



LAVADA



ANTIC



VULCANO



GREY

Image 2.2. Handmade terracotta finishes with ACT02-AAM matt water-based treatment.

HANDMADE TERRACOTTA FINISHES TREATED WITH ACT03-AM MATT (OIL-BASED TREATMENT)



NATURAL



LAVADA



ANTIC



VULCANO



GREY

Image 2.3. Handmade terracotta finishes with ACT03-AM matt oil treatment.

Handmade terracotta must be treated after installation, always indoors and optionally outdoors. The treatments are not applied in the factory, it is recommended that they be treated after the work to also protect the joints of the pieces.

Before the treatment, there is the possibility of requesting the application of the protection by **WATERPROOF** in the factory. This factory-applied protection facilitates grouting and keeps the tiles clean during the construction process.




Image 3.1. Natural finish after applying the ACT03-AM matt treatment (oil-based).




Image 3.2. Natural finish after applying the ACT02-AAM matt treatment (water-based)

INTERIOR TREATMENTS

The protection of handmade terracotta indoors is essential, highlighting four treatments:

- **Water based treatment** with a tone that resembles natural terracotta in both matt finish ACT02-AAM (image 3.2. and Image 4.2.) or gloss finish ACT01-AAB.
- And in **Oil based treatment** we obtain a final darker tone that is close to orange-leather tones with a matt finish ACT03-AM (Image 3.1. and image 4.1.) or gloss finish ACT04-AB.




Image 4.1. Floor treated with the ACT03-AM matt oil treatment



Image 4.2. Floor treated with the ACT02-AAM matt water treatment.

FAQ

- **Should I treat the handmade terracotta tiles indoors?**

Terracotta tiles should always be treated indoors to fully protect them.

- **Will the tone of the original pieces change once treated?**

Yes, it depends on the treatment. Depending on the treatment used, different tones will be achieved, the treatment that most closely resembles untreated terracotta is ACT-02M, see finishes on page 2.

- **Can treatments be applied outdoors?**

Yes, but it will require more ongoing maintenance as opposed to indoor treatment. At Alteret we recommend that you simply use factory-applied Waterproof protection outdoors.

- **Are Alteret Cerámicas tiles sold treated?**

No, the tiles are sold without the treatment applied, this must be applied later to the work, thus also protecting the joint and preventing it from absorbing stains that penetrate through them into the tiles.

- **What is Waterproof protection?**

Factory-applied Waterproof protection has a number of advantages, so its use is recommended. These include preventing the absorption of water by preventing the formation of mold, moss, etc.

- **Is the Waterproof protection a final treatment for interiors?**

No, the Waterproof is a protection with many advantages, but it is not a final treatment.

- **Is the Waterproof protection applied at the factory?**

Yes, there is the option of requesting the Waterproof protection at the factory.

- **What is the treatment that best protects tiles indoors?**

Any of the treatments are effective but for better protection the recommended treatment is the oil-based one ACT03-AM (matt) and ACT04-AB (gloss).

- **How often should terracotta pavements be treated?**

In a private home, the suitability is to treat it every 5 years in the busiest areas of the home (entrance hall, corridors, dining room and kitchen).

In restaurants, hotels and other buildings that present a more continuous use and greater traffic, it should be treated more regularly.