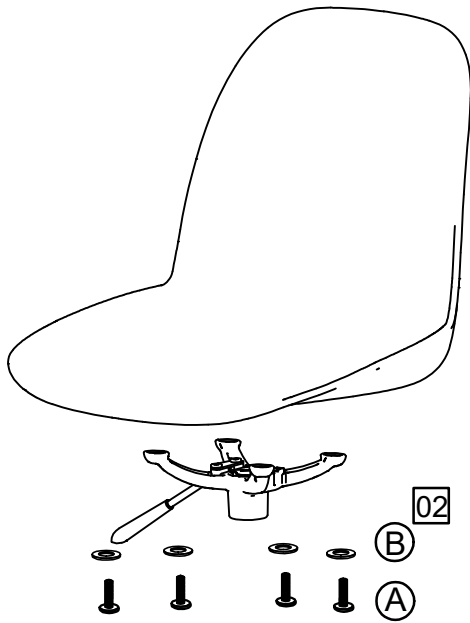

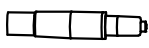


1.



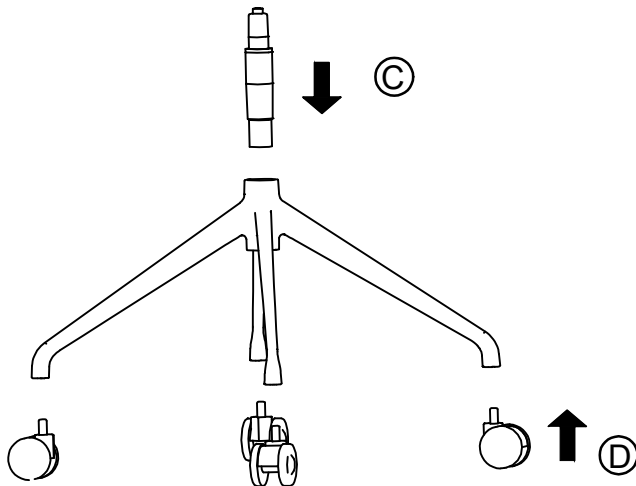
(A)  M6 *16 x 4

(B)  ϕ 13-6.5*1.5 x 4

(C)  x1

(D)  x4

2.



COMPONENT CHECKLIST

PART	No.	Qty.
Seat	01	1
Plate	02	1
Leg	03	1

TOOLS REQUIRED



Allen key (supplied)

