



**BOLD**  
monkey


## ASSEMBLY INSTRUCTIONS

FOTHER MUCKER SIDE TABLE BLACK

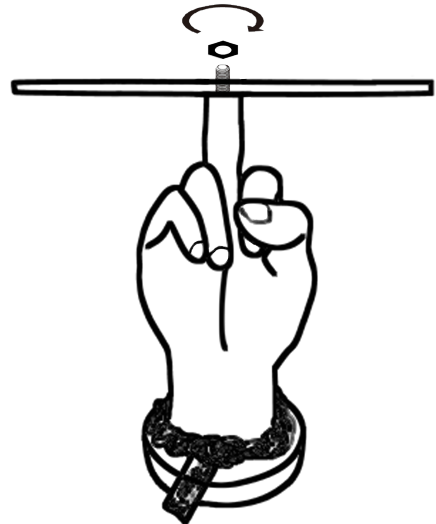
Thank you for your purchase!

1. Put the glass top onto the finger and tighten them with the nut.
2. Put the finger end onto the nut, tighten it by turning the finger end till relative position.

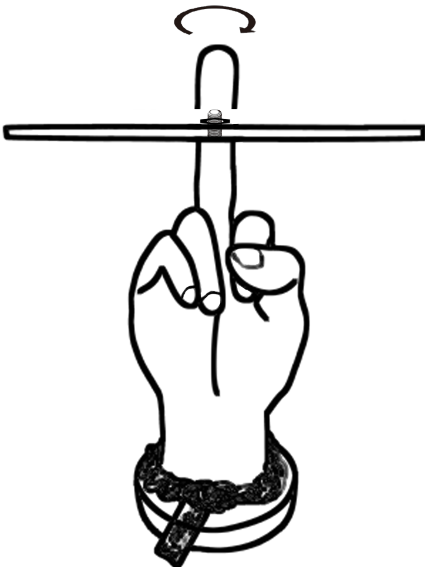
1



2



3



4

