

Rimini size L

2x



2x

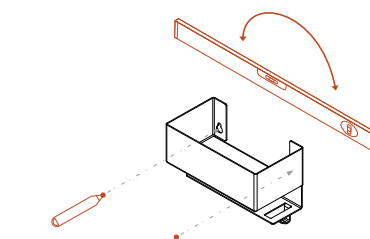


For installation, use expansion plug suitable for wall construction.

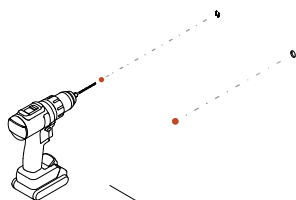
Not recommended for plaster walls.

Max. load 5 kg

1.

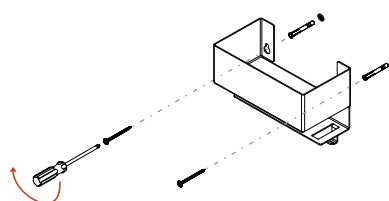


2.

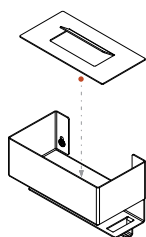


Drill: Ø 6mm
Hole depth: min. 70mm

3.



4.



5.

