

1x



1x



1x

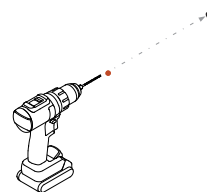


For installation, use expansion plug suitable for wall construction.

Not recommended for plaster walls.

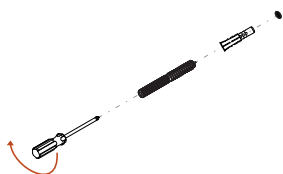
Max. load 10 kg

1.

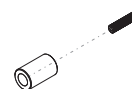


Drill: Ø 10mm
Hole depth: min. 50mm

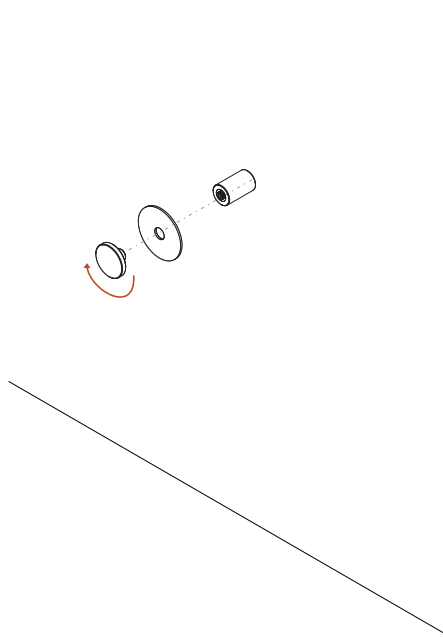
2.



3.



4.



5.

